

# **ELECTRICAL CONTRACTOR'S**

**INDEX**

# **Trade Price Book**

**January - April 2003**

© Copyright Durand & Associates  
[www.durandassociates.com](http://www.durandassociates.com)

**Electric-Find.com**  
Gateway to the Electric Industry

# RIGID CONDUIT & ELBOWS

PUBLISHED 12-10-02

SIZE                      PART #                      LIST                      20% OFF                      30% OFF                      40% OFF                      50% OFF PER

## RIGID STEEL CONDUIT

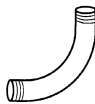
List Prices are - Wheatland Tube (11-1-02)



1/2"		\$187.56	\$150.05	\$131.29	\$112.54	\$93.78 C
3/4"		233.85	187.08	163.70	140.31	116.93 C
1"		356.01	284.81	249.21	213.61	178.01 C
1 1/4"		475.98	380.78	333.19	285.59	237.99 C
1 1/2"		554.87	443.90	388.41	332.92	277.44 C
2"		738.98	591.18	517.29	443.39	369.49 C
2 1/2"		1,354.12	1,083.30	947.88	812.47	677.06 C
3"		1,643.11	1,314.49	1,150.18	985.87	821.56 C
3 1/2"		1,943.11	1,554.49	1,360.18	1,165.87	971.56 C
4"		2,242.22	1,793.78	1,569.55	1,345.33	1,121.11 C
5"		4,453.76	3,563.01	3,117.63	2,672.26	2,226.88 C
6"		6,395.00	5,116.00	4,476.50	3,837.00	3,197.50 C

## RIGID STEEL ELBOWS

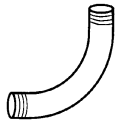
List Prices are - Conduit Pipe Products (7-1-02)



1/2"		\$406.30	\$325.04	\$284.41	\$243.78	\$203.15 C
3/4"		486.04	388.83	340.23	291.62	243.02 C
1"		725.82	580.66	508.07	435.49	362.91 C
1 1/4"		1,041.16	832.93	728.81	624.70	520.58 C
1 1/2"		1,352.20	1,081.76	946.54	811.32	676.10 C
2"		1,952.24	1,561.79	1,366.57	1,171.34	976.12 C
2 1/2"		3,568.03	2,854.42	2,497.62	2,140.82	1,784.02 C
3"		5,191.42	4,153.14	3,633.99	3,114.85	2,595.71 C
3 1/2"		8,132.98	6,506.38	5,693.09	4,879.79	4,066.49 C
4"		9,310.45	7,448.36	6,517.32	5,586.27	4,655.23 C
5"		22,045.28	17,636.22	15,431.70	13,227.17	11,022.64 C
6"		33,171.36	26,537.09	23,219.95	19,902.82	16,585.68 C

## RIGID STEEL SWEEP ELBOWS 24" RADIUS

List Prices are - Conduit Pipe Products (7-1-02)

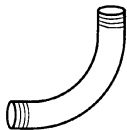


24" RADIUS

2"		\$70.38	\$56.30	\$49.27	\$42.23	\$35.19 E
2 1/2"		95.89	76.71	67.12	57.53	47.95 E
3"		126.16	100.93	88.31	75.70	63.08 E
3 1/2"		166.79	133.43	116.75	100.07	83.40 E
4"		186.76	149.41	130.73	112.06	93.38 E

## RIGID STEEL SWEEP ELBOWS 36" RADIUS

List Prices are - Conduit Pipe Products (7-1-02)

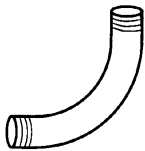


36" RADIUS

2"		\$95.31	\$76.25	\$66.72	\$57.19	\$47.66 E
2 1/2"		130.63	104.50	91.44	78.38	65.32 E
3"		171.95	137.56	120.36	103.17	85.98 E
3 1/2"		223.97	179.18	156.78	134.38	111.99 E
4"		250.85	200.68	175.60	150.51	125.43 E
5"		404.39	323.51	283.07	242.63	202.20 E
6"		444.28	355.42	311.00	266.57	222.14 E

## RIGID STEEL SWEEP ELBOWS 48" RADIUS

List Prices are - Conduit Pipe Products (7-1-02)



48" RADIUS

2"		\$119.82	\$95.86	\$83.87	\$71.89	\$59.91 E
2 1/2"		164.34	131.47	115.04	98.60	82.17 E
3"		215.70	172.56	150.99	129.42	107.85 E
3 1/2"		282.11	225.69	197.48	169.27	141.06 E
4"		346.06	276.85	242.24	207.64	173.03 E
5"		509.98	407.98	356.99	305.99	254.99 E
6"		547.25	437.80	383.08	328.35	273.63 E

# EMT CONDUIT & CONNECTORS

PUBLISHED 12-10-02

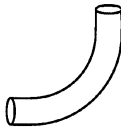
SIZE                      PART #                      LIST                      20% OFF                      30% OFF                      40% OFF                      50% OFF PER



## EMT THINWALL CONDUIT

List Prices are - Wheatland Tube (11-1-02)

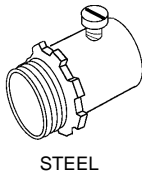
1/2"		\$46.30	\$37.04	\$32.41	\$27.78	\$23.15 C
3/4"		84.84	67.87	59.39	50.90	42.42 C
1"		149.87	119.90	104.91	89.92	74.94 C
1 1/4"		213.79	171.03	149.65	128.27	106.90 C
1 1/2"		263.01	210.41	184.11	157.81	131.51 C
2"		324.15	259.32	226.91	194.49	162.08 C
2 1/2"		484.55	387.64	339.19	290.73	242.28 C
3"		617.50	494.00	432.25	370.50	308.75 C
3 1/2"		878.84	703.07	615.19	527.30	439.42 C
4"		913.63	730.90	639.54	548.18	456.82 C



## EMT THINWALL CONDUIT ELBOWS

List Prices are - Conduit Pipe Products (7-1-02)

1 1/4"		\$453.19	\$362.55	\$317.23	\$271.91	\$226.60 C
1 1/2"		591.10	472.88	413.77	354.66	295.55 C
2"		901.96	721.57	631.37	541.18	450.98 C
2 1/2"		2,196.04	1,756.83	1,537.23	1,317.62	1,098.02 C
3"		3,274.24	2,619.39	2,291.97	1,964.54	1,637.12 C
3 1/2"		4,388.56	3,510.85	3,071.99	2,633.14	2,194.28 C
4"		5,163.04	4,130.43	3,614.13	3,097.82	2,581.52 C

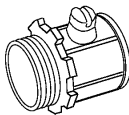


STEEL

## EMT CONNECTORS SET SCREW TYPE (STEEL)

List Prices are Raco (11-7-02)

1/2"	2002	\$88.08	\$70.47	\$61.66	\$52.85	\$44.04 C
3/4"	2003	143.42	114.74	100.40	86.05	71.71 C
1"	2004	272.15	217.72	190.51	163.29	136.08 C
1 1/4"	2005	529.67	423.73	370.77	317.80	264.83 C
1 1/2"	2006	765.06	612.05	535.54	459.03	382.53 C
2"	2008	1,057.27	845.81	740.09	634.36	528.63 C
2 1/2"	2140	3,703.85	2,963.08	2,592.69	2,222.31	1,851.92 C
3"	2142	4,419.76	3,535.81	3,093.83	2,651.85	2,209.88 C
3 1/2"	2144	6,185.06	4,948.04	4,329.54	3,711.03	3,092.53 C
4"	2146	6,889.99	5,511.99	4,822.99	4,133.99	3,444.99 C



DIE CAST

## EMT CONNECTORS SET SCREW TYPE (DIE CAST)

List Prices are Crouse-Hinds (1-1-01)

1/2"	2450	\$36.41	\$29.13	\$25.49	\$21.85	\$18.21 C
3/4"	2451	57.59	46.07	40.31	34.55	28.80 C
1"	5452	94.84	75.87	66.39	56.90	47.42 C
1 1/4"	2453	161.75	129.40	113.23	97.05	80.88 C
1 1/2"	2454	213.88	171.10	149.72	128.33	106.94 C
2"	2455	294.51	235.61	206.16	176.71	147.26 C
2 1/2"	2456	992.74	794.19	694.92	595.64	496.37 C
3"	2457	1,257.41	1,005.93	880.19	754.45	628.71 C
3 1/2"	2458	1,668.90	1,335.12	1,168.23	1,001.34	834.45 C
4"	2459	1,872.81	1,498.25	1,310.97	1,123.69	936.41 C

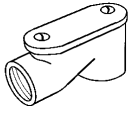
# SERVICE ENTRANCE FITTINGS

PUBLISHED 12-10-02

SIZE            PART #                            LIST            20% OFF            30% OFF            40% OFF            50% OFF PER

## SLB - Service Entrance LB'S

List Prices are - T & B (10-30-02)



1/2"	1490	\$428.70	\$342.96	\$300.09	\$257.22	\$214.35 C
3/4"	1491	563.00	450.40	394.10	337.80	281.50 C
1"	1492	924.10	739.28	646.87	554.46	462.05 C
1 1/4"	1493	1,270.50	1,016.40	889.35	762.30	635.25 C
1 1/2"	1494	2,920.80	2,336.64	2,044.56	1,752.48	1,460.40 C

## SERVICE ENTRANCE CAP

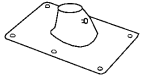
List Prices are Raco (11-7-02)



1/2"	2402	\$300.90	\$240.72	\$210.63	\$180.54	\$150.45 C
3/4"	2403	462.14	369.71	323.50	277.28	231.07 C
1"	2404	1,162.31	929.85	813.62	697.39	581.15 C
1 1/4"	2405	2,028.75	1,623.00	1,420.12	1,217.25	1,014.37 C
1 1/2"	2406	3,342.98	2,674.38	2,340.08	2,005.79	1,671.49 C
2"	2408	4,793.02	3,834.42	3,355.12	2,875.81	2,396.51 C
2 1/2"	2410	10,548.36	8,438.69	7,383.85	6,329.02	5,274.18 C
3"	2412	14,136.86	11,309.49	9,895.81	8,482.12	7,068.43 C
3 1/2"	2414	18,573.06	14,858.45	13,001.14	11,143.83	9,286.53 C
4"	2416	20,065.98	16,052.78	14,046.18	12,039.59	10,032.99 C

## ROOF FLANGE (NO CAULK TYPE)

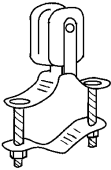
List Prices are - T & B (10-30-02)



1 1/4" - 1 1/2"	RF114BB	\$855.81	\$684.65	\$599.07	\$513.49	\$427.91 C
2"	RF2BB	855.81	684.65	599.07	513.49	427.91 C
2 1/2" - 3"	RF22	1,065.23	852.19	745.66	639.14	532.62 C

## ADJUSTABLE WIRE HOLDER W/INSULATOR

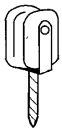
List Prices are - T & B (10-30-02)



1 1/4" - 1 1/2"	W31	\$683.93	\$547.14	\$478.75	\$410.36	\$341.96 C
2"	W32	637.20	509.76	446.04	382.32	318.60 C
2 1/2"	W33	795.73	636.58	557.01	477.44	397.86 C

## WIRE HOLDER INSULATED W/LAG SCREW

List Prices are - T & B (10-30-02)



1 11/16"	SW1BB	\$209.62	\$167.70	\$146.73	\$125.77	\$104.81 C
2 1/4"	SW2BB	357.86	286.29	250.50	214.72	178.93 C

## DEADEND THIMBLE

List Prices are Burndy (11-14-02)



5/16"	M20	\$20.50	\$16.40	\$14.35	\$12.30	\$10.25 E
3/8"	M30	28.49	22.79	19.94	17.09	14.25 E
7/16"	M40	30.91	24.73	21.64	18.55	15.46 E
1/2"	M50	33.32	26.66	23.32	19.99	16.66 E
5/8"	M60	36.12	28.90	25.28	21.67	18.06 E
3/4"	M70	46.58	37.26	32.61	27.95	23.29 E

## DEADEND CLAMP

List Prices are Burndy (11-14-02)



2 SOLID	BC2C	\$17.43	\$13.94	\$12.20	\$10.46	\$8.72 E
1/0 STR	BC25	19.18	15.34	13.43	11.51	9.59 E
2/0-4/0 STR	BC28	30.90	24.72	21.63	18.54	15.45 E
4/0-300 STR	BC30	32.60	26.08	22.82	19.56	16.30 E

# HANGERS - RACO

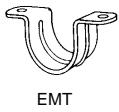
SIZE                      PART #                      LIST                      20% OFF                      30% OFF                      40% OFF                      50% OFF PER



## RIGID STRAPS STEEL (ONE HOLE)

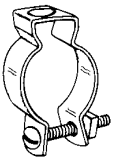
List Prices are Raco (11-7-02)

1/2"	2082	\$24.34	\$19.47	\$17.04	\$14.60	\$12.17 C
3/4"	2083	31.87	25.50	22.31	19.12	15.94 C
1"	2084	58.57	46.86	41.00	35.14	29.28 C
1 1/4"	2085	78.30	62.64	54.81	46.98	39.15 C
1 1/2"	2086	119.68	95.75	83.78	71.81	59.84 C
2"	2088	187.80	150.24	131.46	112.68	93.90 C



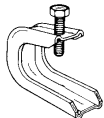
## RIGID STRAPS STEEL (TWO HOLE)

1/2"	2092	\$12.17	\$9.74	\$8.52	\$7.30	\$6.08 C
3/4"	2093	17.96	14.37	12.57	10.78	8.98 C
1"	2094	28.17	22.54	19.72	16.90	14.09 C
1 1/4"	2095	40.58	32.47	28.41	24.35	20.29 C
1 1/2"	2096	48.70	38.96	34.09	29.22	24.35 C
2"	2098	81.96	65.57	57.38	49.18	40.98 C



## STEEL CONDUIT HANGERS (WITH BOLT)

1/2"	2052	\$54.18	\$43.35	\$37.93	\$32.51	\$27.09 C
3/4"	2053	57.66	46.13	40.36	34.60	28.83 C
1"	2054	72.58	58.06	50.81	43.55	36.29 C
1 1/4" EMT	2041	92.31	73.85	64.62	55.39	46.15 C
1 1/4" RIGID	2055	105.04	84.03	73.53	63.03	52.52 C
1 1/2"	2056	116.50	93.20	81.55	69.90	58.25 C
2"	2058	183.35	146.68	128.35	110.01	91.68 C
2 1/2"	2057	130.83	104.66	91.58	78.50	65.41 C
3"	2059	234.75	187.80	164.32	140.85	117.37 C
3 1/2"	2060	295.87	236.70	207.11	177.52	147.94 C
4"	2061	609.07	487.26	426.35	365.44	304.54 C



## BEAM CLAMPS

1"	2500	\$124.44	\$99.56	\$87.11	\$74.67	\$62.22 C
1 1/2"	2536	\$585.05	\$468.04	\$409.53	\$351.03	\$292.52 C
2"	2538	\$775.72	\$620.58	\$543.00	\$465.43	\$387.86 C
2 1/2"	2510	\$1,154.83	\$923.86	\$808.38	\$692.90	\$577.41 C



## NAIL STRAPS

1/2"	2252	\$23.90	\$19.12	\$16.73	\$14.34	\$11.95 C
3/4"	2253	26.08	20.86	18.25	15.65	13.04 C
1"	2254	45.68	36.54	31.97	27.41	22.84 C



## POLY NAIL STRAPS - FOR EMT

1/2"	7009	\$11.93	\$9.54	\$8.35	\$7.16	\$5.96 C
3/4"	7010	18.03	14.42	12.62	10.82	9.01 C

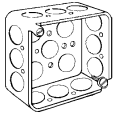
# 4" SQUARE BOXES & PLASTER RINGS

PUBLISHED 12-10-02

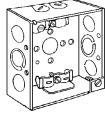
SIZE                      PART #                      LIST                      20% OFF                      30% OFF                      40% OFF                      50% OFF PER

## 4" SQUARE BOXES - NO BRACKET

List Prices are Raco (11-7-02)



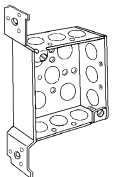
1 1/2" DEEP							
FOR ROMEX	211	\$551.54	\$441.23	\$386.08	\$330.92	\$275.77	C
1/2" KO	190	248.63	198.90	174.04	149.18	124.32	C
3/4" KO	191	282.17	225.74	197.52	169.30	141.09	C
1/2" & 3/4" KO	192	260.72	208.58	182.50	156.43	130.36	C



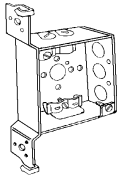
2 1/8" DEEP							
FOR ROMEX	242	\$870.74	\$696.59	\$609.52	\$522.44	\$435.37	C
1/2" KO	232	415.25	332.20	290.68	249.15	207.63	C
3/4" KO	231	440.70	352.56	308.49	264.42	220.35	C
1/2" & 3/4" KO	231	440.70	352.56	308.49	264.42	220.35	C
1" KO	233	460.40	368.32	322.28	276.24	230.20	C

## 4" SQUARE BOXES - WITH BRACKET

List Prices are Raco (11-7-02)



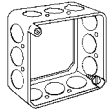
1 1/2" DEEP							
FOR ROMEX	220	\$559.96	\$447.97	\$391.97	\$335.98	\$279.98	C
1/2" KO	197	329.16	263.33	230.41	197.50	164.58	C
3/4" KO	199	592.54	474.03	414.78	355.52	296.27	C
1/2" & 3/4" KO	196	348.08	278.46	243.66	208.85	174.04	C



2 1/8" DEEP							
FOR ROMEX	240	\$876.33	\$701.06	\$613.43	\$525.80	\$438.17	C
1/2" KO	681	1,214.23	971.38	849.96	728.54	607.12	C
3/4" KO	685	1,355.90	1,084.72	949.13	813.54	677.95	C
1/2" & 3/4" KO	235	544.83	435.86	381.38	326.90	272.42	C

## 4" SQUARE BOX EXTENSIONS

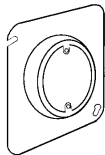
List Prices are Raco (11-7-02)



1 1/2" DEEP							
1/2" KO	201	\$345.54	\$276.43	\$241.88	\$207.32	\$172.77	C
3/4" KO	202	498.89	399.11	349.22	299.33	249.44	C
1/2" & 3/4" KO	203	340.67	272.53	238.47	204.40	170.33	C

## PLASTER RINGS ROUND

List Prices are Raco (11-7-02)



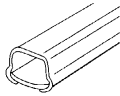
1/2"	RAISED	767	\$189.77	\$151.82	\$132.84	\$113.86	\$94.89	C
5/8"	RAISED	756	201.24	160.99	140.87	120.74	100.62	C
3/4"	RAISED	759	278.93	223.14	195.25	167.36	139.47	C
1"	RAISED	757	410.02	328.02	287.01	246.01	205.01	C
1 1/4"	RAISED	758	613.08	490.46	429.16	367.85	306.54	C

# WIREMOLD® 500 & 700

PUBLISHED 12-10-02

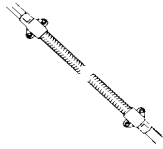
PART #            COLOR                            LIST            20% OFF            30% OFF            40% OFF            50% OFF PER

List Prices are Wiremold® (4-23-01)



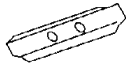
**WIREMOLD® RACEWAY**

V200	DISCONTINUED BY WIREMOLD					
V500	IVORY	68.00	54.40	47.60	40.80	34.00 C
V700	IVORY	77.00	61.60	53.90	46.20	38.50 C



**FLEX**  
V200F  
V5700F

DISCONTINUED BY WIREMOLD  
DISCONTINUED BY WIREMOLD



**COUPLING**

201	DISCONTINUED BY WIREMOLD					
5701		25.00	20.00	17.50	15.00	12.50 C



**BUSHINGS**

202	DISCONTINUED BY WIREMOLD					
502		15.00	12.00	10.50	9.00	7.50 C
702		21.00	16.80	14.70	12.60	10.50 C



**SUPPORT CLIP**

V203	DISCONTINUED BY WIREMOLD					
V5703	IVORY	27.00	21.60	18.90	16.20	13.50 C



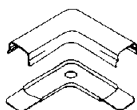
**STRAP**

V205	DISCONTINUED BY WIREMOLD					
V504	IVORY	18.00	14.40	12.60	10.80	9.00 C
V704	IVORY	28.00	22.40	19.60	16.80	14.00 C



**CONNECTION COVER**

V206	DISCONTINUED BY WIREMOLD					
V506	IVORY	25.00	20.00	17.50	15.00	12.50 C
V706	IVORY	30.00	24.00	21.00	18.00	15.00 C



**ELBOWS**

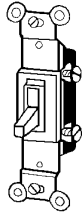
V211	DISCONTINUED BY WIREMOLD					
V511	IVORY	98.00	78.40	68.60	58.80	49.00 C
V711	IVORY	106.00	84.80	74.20	63.60	53.00 C

Wiremold® is a registered trade mark of The Wiremold Company

# SWITCHES

PUBLISHED 12-10-02

SIZE                      PART#                      LIST                      20% OFF                      30% OFF                      40% OFF                      50% OFF PER



120 VOLT

## RESIDENTIAL GRADE

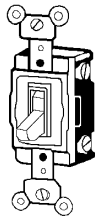
List Prices are Leviton (1-15-01)

### SINGLE POLE

15A BROWN	1451-2	\$93.50	\$74.80	\$65.45	\$56.10	\$46.75	C
15A IVORY	1451-2I	93.50	74.80	65.45	56.10	46.75	C
15A WHITE	1451-2W	93.50	74.80	65.45	56.10	46.75	C

### THREE WAY

15A BROWN	1453-2	\$154.40	\$123.52	\$108.08	\$92.64	\$77.20	C
15A IVORY	1453-2I	154.40	123.52	108.08	92.64	77.20	C
15A WHITE	1453-2W	154.40	123.52	108.08	92.64	77.20	C



120/277 VOLT

## COMMERCIAL SPECIFICATION GRADE

### SINGLE POLE

15A BROWN	CS115-2	\$183.10	\$146.48	\$128.17	\$109.86	\$91.55	C
15A IVORY	CS115-2I	183.10	146.48	128.17	109.86	91.55	C
20A BROWN	CS120-2	279.70	223.76	195.79	167.82	139.85	C
20A IVORY	CS120-2I	279.70	223.76	195.79	167.82	139.85	C

### 2-POLE

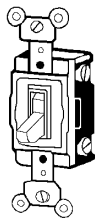
15A BROWN	CS215-2	\$865.20	\$692.16	\$605.64	\$519.12	\$432.60	C
15A IVORY	CS215-2I	865.20	692.16	605.64	519.12	432.60	C
20A BROWN	CS220-2	1,115.30	892.24	780.71	669.18	557.65	C
20A IVORY	CS220-2I	1,115.30	892.24	780.71	669.18	557.65	C

### 3-WAY

15A BROWN	CS315-2	\$333.80	\$267.04	\$233.66	\$200.28	\$166.90	C
15A IVORY	CS315-2I	333.80	267.04	233.66	200.28	166.90	C
20A BROWN	CS320-2	432.10	345.68	302.47	259.26	216.05	C
20A IVORY	CS320-2I	432.10	345.68	302.47	259.26	216.05	C

### 4-WAY

15A BROWN	CS415-2	\$1,083.80	\$867.04	\$758.66	\$650.28	\$541.90	C
15A IVORY	CS415-2I	1,083.80	867.04	758.66	650.28	541.90	C
20A BROWN	CS420-2	2,060.00	1,648.00	1,442.00	1,236.00	1,030.00	C
20A IVORY	CS420-2I	2,060.00	1,648.00	1,442.00	1,236.00	1,030.00	C



120/277 VOLT

## INDUSTRIAL SPECIFICATION GRADE

### SINGLE POLE

15A BROWN	1201-2	\$790.90	\$632.72	\$553.63	\$474.54	\$395.45	C
15A IVORY	1201-2I	790.90	632.72	553.63	474.54	395.45	C
20A BROWN	1221-2	1,288.90	1,031.12	902.23	773.34	644.45	C
20A IVORY	1221-2I	1,288.90	1,031.12	902.23	773.34	644.45	C

### 2-POLE

15A BROWN	1202-2	\$1,348.30	\$1,078.64	\$943.81	\$808.98	\$674.15	C
15A IVORY	1202-2I	1,348.30	1,078.64	943.81	808.98	674.15	C
20A BROWN	1222-2	1,750.10	1,400.08	1,225.07	1,050.06	875.05	C
20A IVORY	1222-2I	1,750.10	1,400.08	1,225.07	1,050.06	875.05	C

### 3-WAY

15A BROWN	1203-2	\$1,201.00	\$960.80	\$840.70	\$720.60	\$600.50	C
15A IVORY	1203-2I	1,201.00	960.80	840.70	720.60	600.50	C
20A BROWN	1223-2	1,376.70	1,101.36	963.69	826.02	688.35	C
20A IVORY	1223-2I	1,376.70	1,101.36	963.69	826.02	688.35	C

### 4-WAY

15A BROWN	1204-2	\$3,197.20	\$2,557.76	\$2,238.04	\$1,918.32	\$1,598.60	C
15A IVORY	1204-2I	3,197.20	2,557.76	2,238.04	1,918.32	1,598.60	C
20A BROWN	1224-2	3,764.80	3,011.84	2,635.36	2,258.88	1,882.40	C
20A IVORY	1224-2I	3,764.80	3,011.84	2,635.36	2,258.88	1,882.40	C



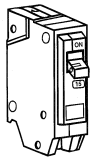
# GENERAL ELECTRIC - PLUG-IN CIRCUIT BREAKERS 240 VOLT - 10,000 AIC

PUBLISHED 12-10-02

SIZE                      PART#                      LIST                      20% OFF                      30% OFF                      40% OFF                      50% OFF PER

PLUG-IN CIRCUIT BREAKERS (120/240 VOLT)


List Prices are General Electric (1999)



1-POLE  
10,000 AIC

## 1-POLE

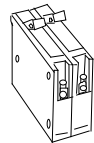
15 AMP	THQL115	\$20.25	\$16.20	\$14.18	\$12.15	\$10.13 E
20 AMP	THQL120	20.25	16.20	14.18	12.15	10.13 E
25 AMP	THQL125	20.25	16.20	14.18	12.15	10.13 E
30 AMP	THQL130	20.25	16.20	14.18	12.15	10.13 E
35 AMP	THQL135	21.25	17.00	14.88	12.75	10.63 E
40 AMP	THQL140	21.25	17.00	14.88	12.75	10.63 E
45 AMP	THQL145	21.25	17.00	14.88	12.75	10.63 E
50 AMP	THQL150	21.25	17.00	14.88	12.75	10.63 E



2-POLE  
10,000 AIC

## 2-POLE

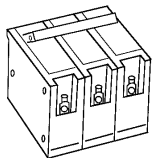
15 AMP	THQL215	\$46.00	\$36.80	\$32.20	\$27.60	\$23.00 E
20 AMP	THQL220	46.00	36.80	32.20	27.60	23.00 E
30 AMP	THQL230	46.00	36.80	32.20	27.60	23.00 E
40 AMP	THQL240	46.00	36.80	32.20	27.60	23.00 E
50 AMP	THQL250	46.00	36.80	32.20	27.60	23.00 E
60 AMP	THQL2160	46.00	36.80	32.20	27.60	23.00 E
70 AMP	THQL2170	95.00	76.00	66.50	57.00	47.50 E
80 AMP	THQL2180	131.00	104.80	91.70	78.60	65.50 E
90 AMP	THQL2190	131.00	104.80	91.70	78.60	65.50 E
100 AMP	THQL21100	131.00	104.80	91.70	78.60	65.50 E
110 AMP	THQL21110	284.00	227.20	198.80	170.40	142.00 E
125 AMP	THQL21125	284.00	227.20	198.80	170.40	142.00 E



2-POLE  
HALFSIZE  
10,000 AIC

## 2-POLE (HALFSIZE)

15 AMP	THQL215	\$46.00	\$36.80	\$32.20	\$27.60	\$23.00 E
20 AMP	THQL220	46.00	36.80	32.20	27.60	23.00 E
25 AMP	THQL225	46.00	36.80	32.20	27.60	23.00 E
30 AMP	THQL230	46.00	36.80	32.20	27.60	23.00 E
35 AMP	THQL235	47.75	38.20	33.43	28.65	23.88 E
40 AMP	THQL240	47.75	38.20	33.43	28.65	23.88 E
45 AMP	THQL245	47.75	38.20	33.43	28.65	23.88 E
50 AMP	THQL250	47.75	38.20	33.43	28.65	23.88 E



3-POLE  
10,000 AIC

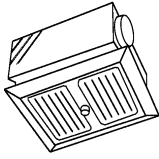
## 3-POLE

15 AMP	THQL32015	\$165.00	\$132.00	\$115.50	\$99.00	\$82.50 E
20 AMP	THQL32020	165.00	132.00	115.50	99.00	82.50 E
30 AMP	THQL32030	165.00	132.00	115.50	99.00	82.50 E
40 AMP	THQL32040	165.00	132.00	115.50	99.00	82.50 E
50 AMP	THQL32050	165.00	132.00	115.50	99.00	82.50 E
60 AMP	THQL32060	165.00	132.00	115.50	99.00	82.50 E
70 AMP	THQL32070	216.00	172.80	151.20	129.60	108.00 E
80 AMP	THQL32080	245.00	196.00	171.50	147.00	122.50 E
90 AMP	THQL32090	245.00	196.00	171.50	147.00	122.50 E
100 AMP	THQL32100	245.00	196.00	171.50	147.00	122.50 E

# NUTONE FANS

PUBLISHED 12-10-02

SIZE                      PART #                      LIST                      20% OFF                      30% OFF                      40% OFF                      50% OFF PER

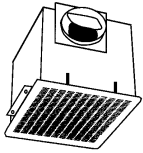


## BATH FANS

List Prices are - NuTone (1-1-02)

### DELUXE GRADE

ALUMINUM GRILL	PART #	LIST	20% OFF	30% OFF	40% OFF	50% OFF PER
#8832SA	#8832SA	\$140.26	\$112.21	\$98.18	\$84.16	\$70.13 E
WHITE GRILL	#8832WH	140.26	112.21	98.18	84.16	70.13 E



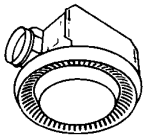
## QT FAN

CFM	QT #	LIST	20% OFF	30% OFF	40% OFF	50% OFF PER
300 CFM	QT 300	\$225.40	\$180.32	\$157.78	\$135.24	\$112.70 E
480 CFM	QT 500	365.42	292.34	255.79	219.25	182.71 E
730 CFM	QT 700	475.62	380.50	332.93	285.37	237.81 E
1040 CFM	QT 1000	523.16	418.53	366.21	313.90	261.58 E




## DELUXE FAN/LIGHT

CFM	PART #	LIST	20% OFF	30% OFF	40% OFF	50% OFF PER
100 CFM	8673RP	\$177.86	\$142.29	\$124.50	\$106.72	\$88.93 E



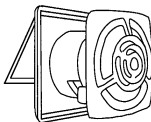
## DELUXE FAN/LIGHT (FLUORESCENT)

CFM	PART #	LIST	20% OFF	30% OFF	40% OFF	50% OFF PER
100 CFM	8663RF	\$205.28	\$164.22	\$143.70	\$123.17	\$102.64 E



## THROUGH WALL BATH FAN

CFM	PART #	LIST	20% OFF	30% OFF	40% OFF	50% OFF PER
80 CFM	#8870	\$115.18	\$92.14	\$80.63	\$69.11	\$57.59 E



## THROUGH WALL BATH FAN (250 CFM)

Color	PART #	LIST	20% OFF	30% OFF	40% OFF	50% OFF PER
SILVER	#8010 SA	\$147.60	\$118.08	\$103.32	\$88.56	\$73.80 E
WHITE	#8110 WH	147.60	118.08	103.32	88.56	73.80 E